


WOODWORKING VICES

WOODWORKERS' STANDARD

These vices are Australian Made, made from robust castings and are designed with generous jaw area which gives even clamping on the whole depth of the workpiece. Long life is assured with replaceable nut, corrosion resistant screw and handle. The square body seating enables easy fitting to work bench and large diameter slide bars run in accurately machined guide holes to provide a smooth parallel movement. Vice body and sliding jaw have provision for attaching wooden liners to protect the vice, work piece and working tools.



Standard

WOODWORKERS' PEG


This vice incorporates an adjustable steel peg built in to the front of the vice which when extended protrudes above the top of the bench. This allows long pieces or timber to be held against a stop on the bench top whilst planing, routing, chiselling etc.

HOME CARPENTERS'

These vices are lighter in construction than the standard woodworker's vices, and are ideal for amateur home carpenters. These vices still boast the same level of quality and finish as the standard product.



Woodworkers' Peg



Woodworkers' Peg



Home Carpenters'

BENCH SCREW

For those with an interest in making their own carpenter's vice, we have the bench screw, which consists of high quality corrosion resistant screw and handle, cast nut and collar. This product, in conjunction with a sturdy plank can be used to create a variety of vices and clamps any tradesman would be proud to own.


PART NO.	SCREW DIAMETER MM	SCREW LENGTH MM	WT KGS
60261	28.6 (1 1/8")	450	3.5



PART NO.	VICE SIZE JAW WIDTH MM	MAX. JAW OPENING MM	TYPE	WT KGS
60241	175	225	Woodworkers - Standard	7.8
60242	200	225	Woodworkers - Standard	8.4
60243	225	300	Woodworkers - Standard	12.6
60244	250	300	Woodworkers - Standard	13
60247	175	225	Woodworkers - Peg	8
60258	175	175	Home Carpenters	4.5

PIVOT JAW WOODWORKING VICE

Available in **Standard or Quick Action** Design. This unique, patented vice revolutionises the woodworking vice to ensure greater user satisfaction. Front jaw pivots 10° to allow for securing irregular shaped parts. The front jaw can also move up 16mm to act as a full peg or it can be removed for wider clamping applications. The main screw and nut are fully enclosed to protect from glue and sawdust to ensure increased vice life. The ultra strong steel handle come with rubber buffers.



JAW INSERTS

Magnetic jaw inserts are available as optional extra to prevent marring of the workpiece. Strong magnets hold them in place, removing the need to drill & screw. They can slide on and off.



PART NO.	VICE SIZE JAW WIDTH MM	MAX. JAW OPENING MM	TYPE	WT KGS
63245	175	250	Standard	14
63246	250	330	Standard	16
63144	175	250	Quick Action	14
63218	250	330	Quick Action	16
63142	to suit 175		Jaw Insert (pair)	0.75
63143	to suit 250		Jaw Insert (pair)	1