


FABRICATED ENGINEERS' VICES


These vices are designed for all heavy-duty work and are manufactured from heavy steel plate. Long life is assured with case hardened replaceable steel jaws, replaceable nut, corrosion resistant screw and handle. Precision machined bearing surface ensures smooth operation. Fabricated vices are available in Standard Engineer's or Offset Standard or Offset - Left Hand design.

Fabricated Left Hand Offset Vices

This new left handed offset vice enables the entire workbench to be utilized. It allows the user to operate from the other corners of a workbench while utilizing the major advantage of an offset vice, namely the ability to hold long vertical work with the full width of the jaws without obstruction from the main body of the vice.




Standard



Offset



Offset left hand



PART NO.	VICE SIZE JAW WIDTH MM	MAX. JAW OPENING MM	TYPE	WT KGS	OVERALL LENGTH (CLOSED) MM	OVERALL WIDTH MM	OVERALL HEIGHT MM
60205	100	115	STANDARD FABRICATED	10.5	342	150	138
60206	125	145	STANDARD FABRICATED	18.6	433	180	181
60207	150	175	STANDARD FABRICATED	22.6	495	200	192
60208	200	200	STANDARD FABRICATED	37	616	200	228
60212	100	115	OFFSET FABRICATED	11.2	342	188	138
60212-L	100	115	OFFSET FABRICATED - LEFT HAND	11.2	342	188	138
60213	125	125	OFFSET FABRICATED	20.3	441	242	179
60214	150	175	OFFSET FABRICATED	25	496	282	189
60214-L	150	175	OFFSET FABRICATED - LEFT HAND	25	496	282	189
60215	200	225	OFFSET FABRICATED	59.9	690	377	245

