

DAWN / DE-STA-CO PNEUMATIC (OR HYDRAULIC) POWERED CLAMPS - FOR AUTOMATION IN YOUR FABRICATION


A pneumatic or hydraulic cylinder provides the activating force. The rugged construction provides repetitive production operations but at a cost low enough for short run jobs. These clamps also have the desirable safety feature of being mechanically locked (when fully closed) so that even a total loss of pressure will not cause them to cycle. All these clamps are self-contained. They simply need to be mounted and attached to air or hydraulic lines. Sensors for end position sensing allow the clamps to be used in automated production.



PNEUMATIC (OR HYDRAULIC) POWERED CLAMPS - Hold Down

Come with solid bar or U-bar, ideal for production line with short cycles

MODEL NO.	HOLDING CAPACITY	BAR OPENS
802	90 kgs	95°
812	65 kgs	90°
807-L	220 kgs	92°
807-UL	150 kgs	92°
810-S	340 kgs	95°



MODEL NO.	HOLDING CAPACITY	BAR OPENS
810-U	270 kgs	95°
847-S	450 kgs	95°
847-U	360 kgs	95°
849	900 kgs	90°
858	1800 kgs	92°



PNEUMATIC (OR HYDRAULIC) POWERED CLAMPS

Hold Down with bar at right angle to cylinder. Can be mounted on the side or top (except model 868) of fixture.

Model 817-U



MODEL NO.	HOLDING CAPACITY	BAR OPENS
817-S	200 kgs	90°
817-U	150 kgs	90°
827-S	300 kgs	88°
827-U	270 kgs	88°
868	1800 kgs	90°

PNEUMATIC (OR HYDRAULIC) POWERED CLAMPS - Straight-Line (Plunger) Action

Plunger is drilled and tapped to receive your custom fixture


Model 850



MODEL NO.	HOLDING CAPACITY	PLUNGER TRAVEL
803	270 kgs	19 mm
816	90 kgs	11 mm
830	1100 kgs	32 mm
850	7200 kgs	50 mm

LOW PROFILE PNEUMATIC RETRACTOR CLAMPS

Clamp arm moves forward and pivots down to hold workpiece firm in position, and retracts fully for loading and unloading.



MODEL NO.	HOLDING CAPACITY
800	360 kgs
800-E	227 kgs
1200	540 kgs
1200-E	352 kgs

PNEUMATIC SWING CYLINDER

Quick 90° swing and 12.7mm downward clamping stroke reduces cycle times.




MODEL NO.	HOLDING CAPACITY
8000	16 kgs
8100	16 kgs
8200	93 kgs
8300	93 kgs

PNEUMATIC HEAVY DUTY POWER CLAMPS

Designed for exceptional clamping forces. Extremely narrow profile enables these clamps to be used in cramped quarters.

Model 840



MODEL NO.	HOLDING CAPACITY	BAR OPENS
840	680 kgs	100°
860	1360 kgs	96°
890	2270 kgs	96°
1000	4540 kgs	98°

PNEUMATIC POWER ARM CLAMPS

These models use a roller and cam principle to clamp work of inconsistent thickness and still maintain a locked condition.

Model 871



MODEL NO.	HOLDING CAPACITY	BAR OPENS
870	900 kgs	112°
871	900 kgs	126°

