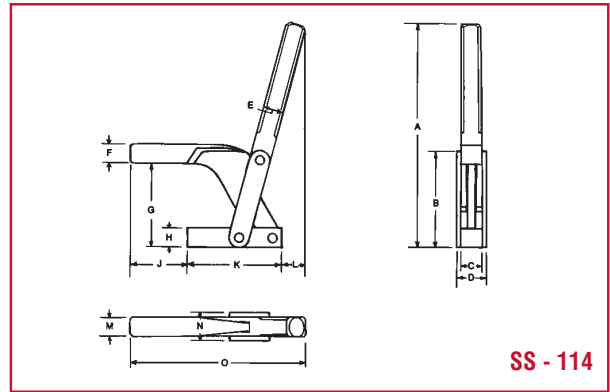


## DAWN ANGULAR SOLID HANDLE, HORIZONTAL SOLID BAR, HOLDING DOWN ACTION TOGGLE CLAMPS

This clamp is suitable for most rugged production jobs and is designed for maximum opening to simplify jig loading. The holding bar is made from S.G. ductile iron which is unbreakable. The rounded steel handle provides comfort in use.

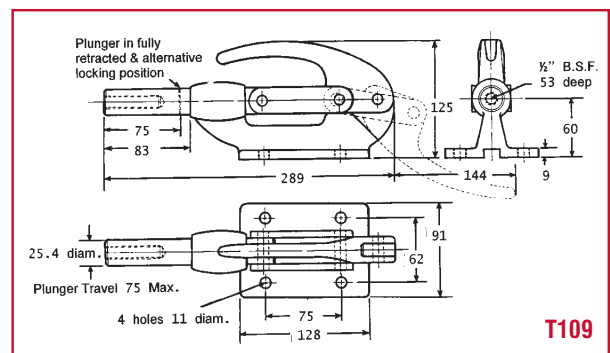
PART NO.	MODEL	HOLDING PRESSURE KG	SIZE (MM) AT														WT KG	DUTY
			A	B	C	D	E	F	G	H	J	K	L	M	N	O		
61272	SS-114-15	320	150	64	12	19	12	12	55	12	37	62.5	16	12	19	116	0.5	HEAVY
61273	SS-114-25	675	191	100	19	28	19	19	75	19	61	87	16	19	28	116	1.1	HEAVY
61274	SS-114-35	945	269	136	25	30	25	25	112	25	90	112	19	25	35	219	2.8	E.HEAVY



## DAWN PLUNGER TYPE: STRAIGHT LINE ACTION WITH PUSH /PULL LOCKING TOGGLE CLAMPS

The base and handle are made from S.G. ductile iron castings which is unbreakable. This clamp is designed for either 'push' or 'pull' operation. Clamp locks in both positions. Accessories can be attached to the plunger.

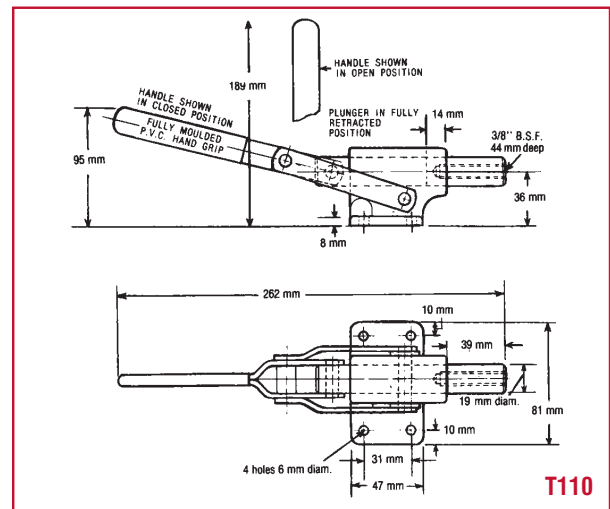

PART NO.	MODEL	PLUNGER STROKE	HOLDING PRESSURE	WT	DUTY
61283	T109	75mm	1800kg	2.5kg	E.HEAVY



## DAWN PLUNGER TYPE: STRAIGHT LINE ACTION WITH PUSH LOCKING TOGGLE CLAMPS

This clamp is designed for direct 'push' locking and has a low overall height. Accessories can be attached to the plunger.

PART NO.	MODEL	PLUNGER STROKE	HOLDING PRESSURE	WT	DUTY
61282	T110	39mm	270kg	0.7kg	MEDIUM



## DAWN TOGGLE CLAMP ACCESSORIES

- A. Adjustable spindle with fixed pad for 'U' shaped holding bar.
- B. Adjustable spindle with swivel pad for 'U' shaped holding bar.
- C. Weld on bolt retainer & spring loaded fixed pad assembly for attaching to solid holding bars.

PART NO.	MODEL	DESCRIPTION	LENGTH	THREAD
66201	3538FP	Spindle with fixed pad (A)	90	M10
66202	3538SF	Spindle with swivel pad (B)	90	M10
66203	3538SL	Bolt retainer/spring loaded assy (C)	90	M10
66204		Weld on bolt retainer		
66205		Spring		



A

B

C