



T-BAR (SASH) CRAMPS - SUPER GRADE - UNBREAKABLE JAW-ALUMINIUM T-BAR

These cramps are Australian Made and are primarily designed for the cramping of large section work pieces for joint gluing and general applications. Used by carpenters, builders and cabinet makers. The jaws and nuts are made from ductile iron and the Acme threaded screw and handle are high quality corrosion resistant steel. The sliding jaw is fastened to T-bar by inserting a steel pin through one of the locating holes along the bar. The T-bar sections are specially heat-treated Aluminum for strength and will resist twisting and distortion. The fixed jaw comes with a drilled feet for fixing to a work bench. The **heavy section** cramp is more robust and is suitable for heavy-duty work.



Heavy

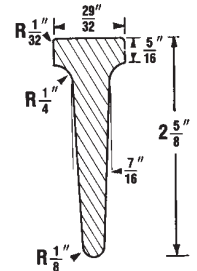
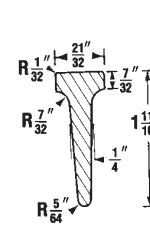


Light



PART NO	SIZE - JAW OPENING MM	TYPE	WT KGS
61230	750	HEAVY SECTION	5.0
61231	1000	HEAVY SECTION	5.5
61232	1250	HEAVY SECTION	6.0
61233	1500	HEAVY SECTION	6.5
61234	1750	HEAVY SECTION	7.0
61235	2000	HEAVY SECTION	7.5
61237	2500	HEAVY SECTION	8.5

PART NO	SIZE - JAW OPENING MM	TYPE	WT KGS
61213	750	LIGHT SECTION	2.6
61214	1000	LIGHT SECTION	2.8
61215	1250	LIGHT SECTION	3.0
61216	1500	LIGHT SECTION	3.2
61217	1750	LIGHT SECTION	3.4
61218	2000	LIGHT SECTION	3.6
61220	2500	LIGHT SECTION	4.0



Light Section

Heavy Section